

# Russian Snake Two-Color Azurite/Malachite Strap

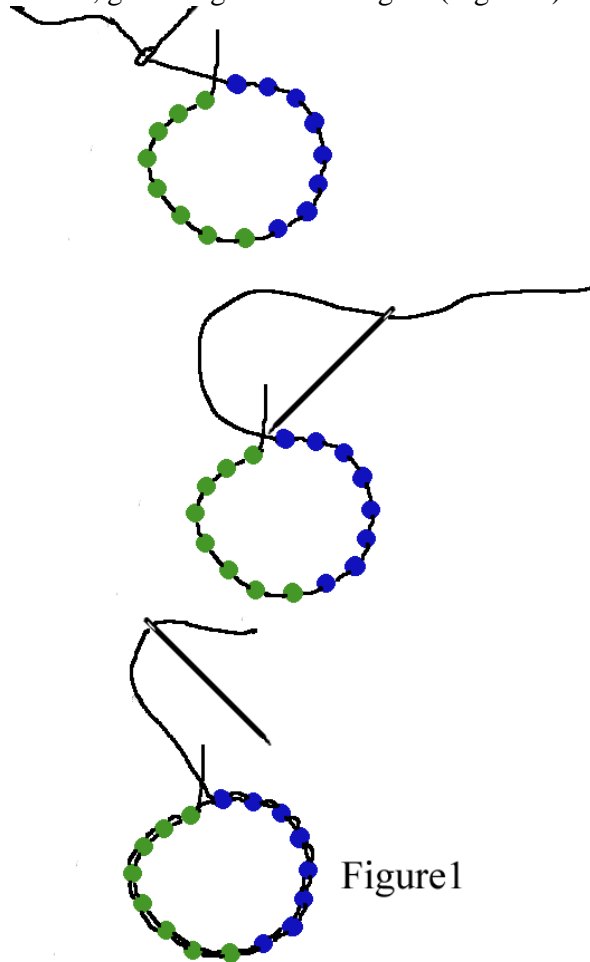
©Copyright 2014 Dr. Gail H. Devoid, Ph.D.  
Need For Beads, Inc.

## Materials:

5 grams 11/0 Czech seed beads – green  
5 grams 11/0 Czech seed beads – blue  
30 4 mm Azurite/Malachite druks  
Fireline 6# test, Nymo, or Sylamide  
#12 needle

## Instructions

String 8 green beads and 8 blue beads.  
Continuing in the same direction, go through all beads again (Figure 1).



Tie a surgeon's knot.

## Russian Snake Two-Color Azurite/Malachite Strap

©Copyright 2014 Dr. Gail H. Devoid, Ph.D.  
Need For Beads, Inc.

Go through 5 green beads. String a 4 mm druk and go through last 3 blue beads strung, #14-16. You will exit at the knot (Figure 2).

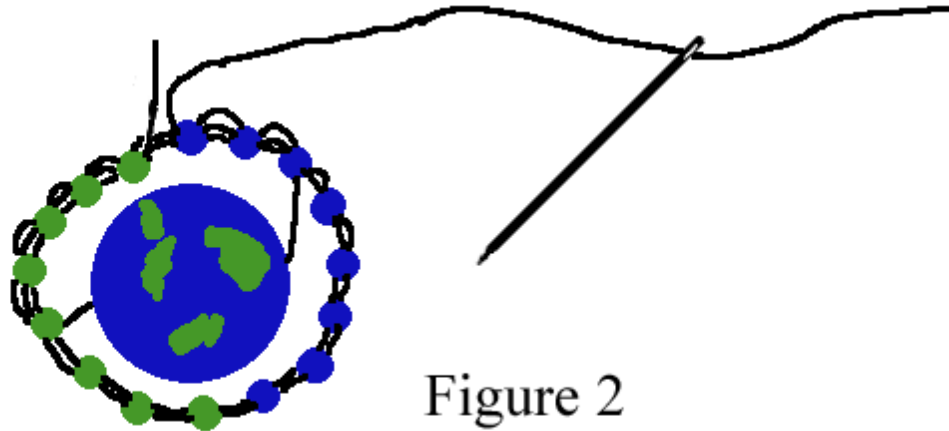


Figure 2

Repeat:

\* Add 5 blue beads and 8 green beads.  
Go through blue beads #14-16 (Figure 3).

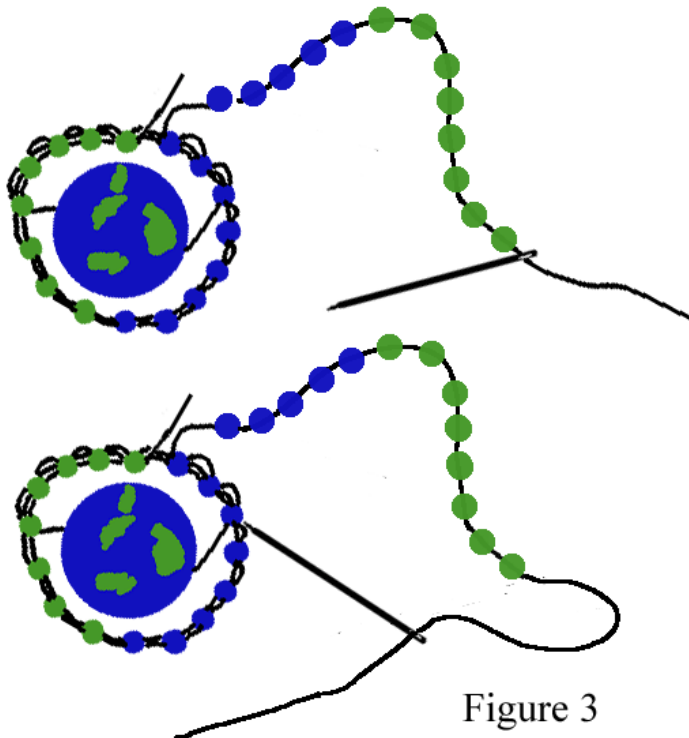


Figure 3

## Russian Snake Two-Color Azurite/Malachite Strap

©Copyright 2014 Dr. Gail H. Devoid, Ph.D.

Need For Beads, Inc.

String a 4 mm druk and go through last 3 green beads strung in previous step. Add 5 green beads and 8 blue beads. Go through last 3 green beads strung in previous round (Figure 4).

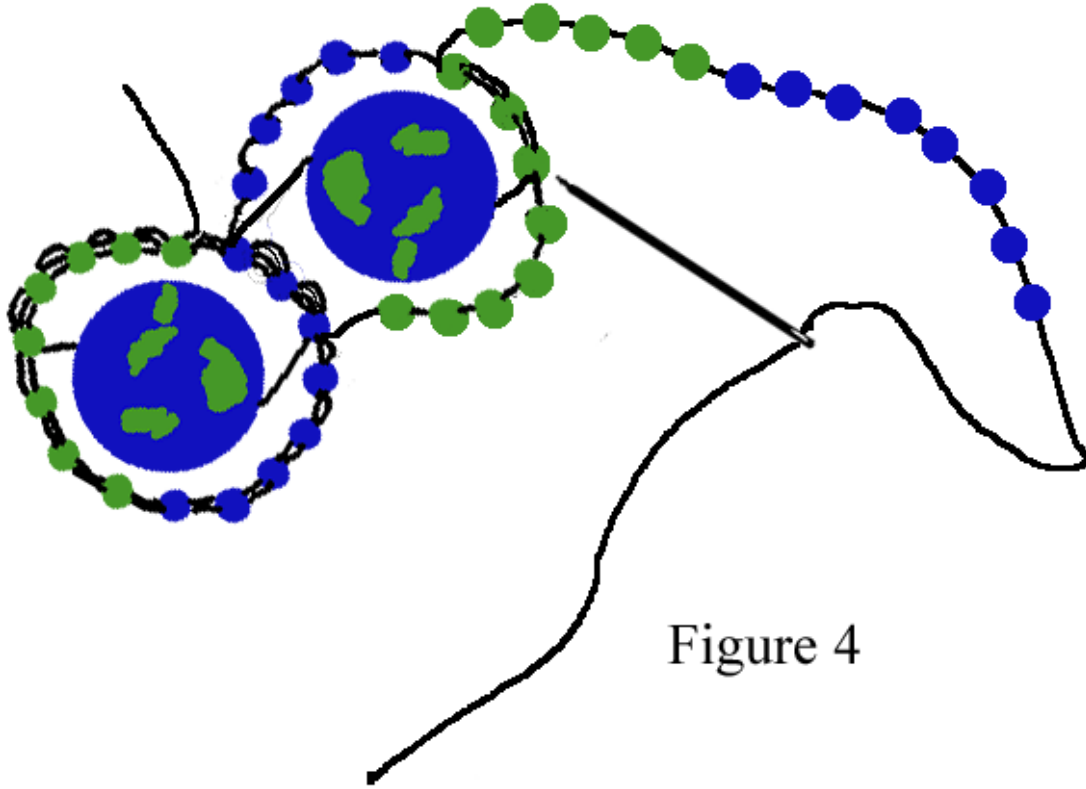


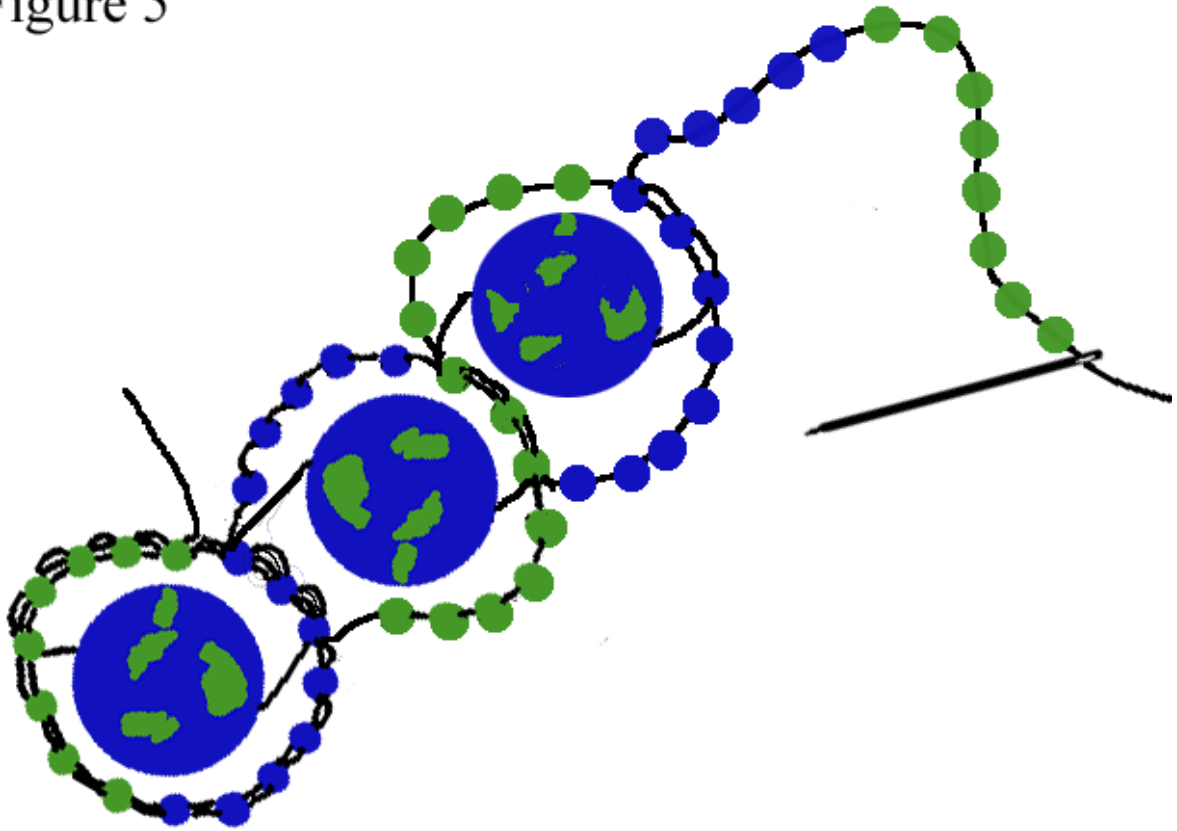
Figure 4

String a 4 mm druk and go through last 3 blue beads strung in previous step (Figure 5).

## Russian Snake Two-Color Azurite/Malachite Strap

©Copyright 2014 Dr. Gail H. Devoid, Ph.D.  
Need For Beads, Inc.

Figure 5



Repeat from \* until you have the length you desire.

If you have any questions, contact me at [gdevoid@tds.net](mailto:gdevoid@tds.net)